

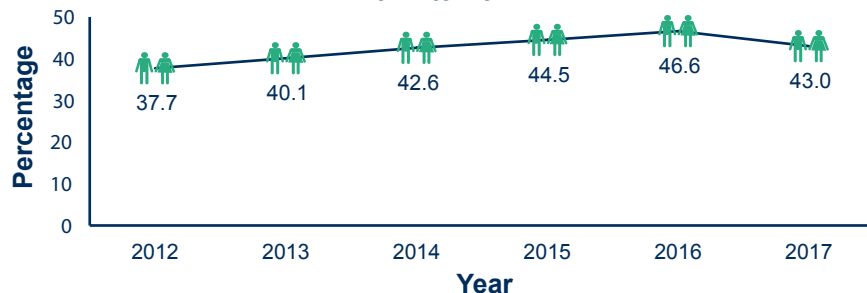
# 100 ARKANSANS PROJECT – A CLOSER LOOK: TRENDS AMONG PUBLIC HIGH SCHOOL SENIORS<sup>1</sup>

## DEPRESSIVE SYMPTOMS

For every 100 public high school seniors in 2017, **43 reported depressive symptoms, or feelings of sadness for long periods**, in the past year.



The percentage of public high school seniors who had depressive symptoms in the past year **increased 5.3 percentage points** from 2012 to 2017.

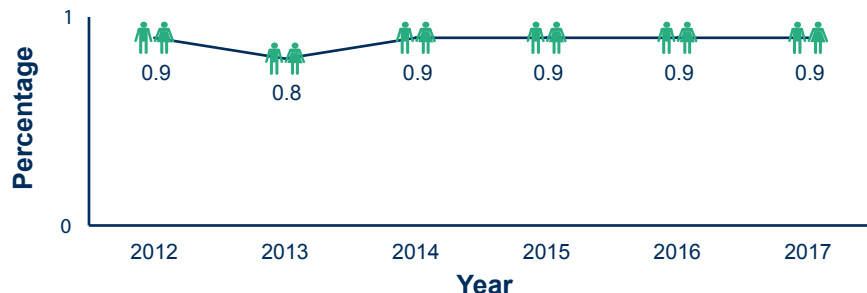


## TAKING A HANDGUN TO SCHOOL

For every 100 public high school seniors in 2017, **1 reported taking a handgun to school** in the past year.



The percentage of public high school seniors who took a handgun to school in the past year **was unchanged** from 2012 to 2017.



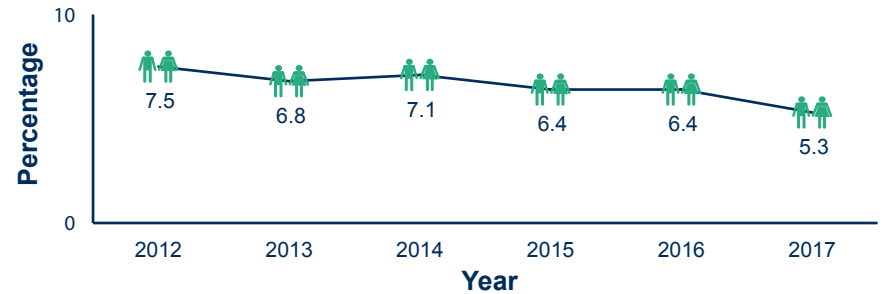
# 100 ARKANSANS PROJECT – A CLOSER LOOK: TRENDS AMONG PUBLIC HIGH SCHOOL SENIORS<sup>1</sup>

## SELLING ILLEGAL DRUGS

For every 100 public high school seniors in 2017, **5 reported selling illegal drugs** in the past year.



The percentage of public high school seniors who sold illegal drugs in the past year **decreased 2.2 percentage points** from 2012 to 2017.

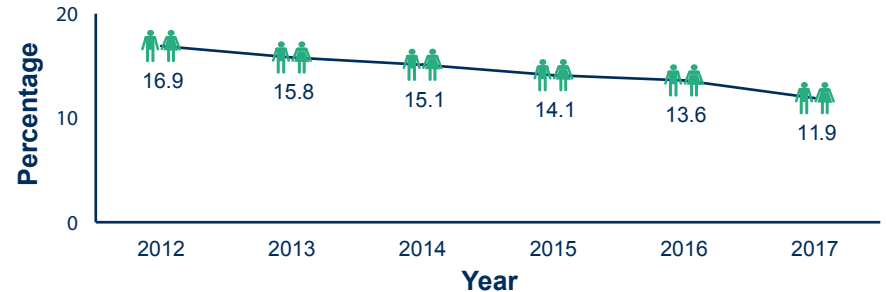


## DRUNK OR HIGH AT SCHOOL

For every 100 public high school seniors in 2017, **12 reported being drunk or high at school** in the past year.



The percentage of public high school seniors who were drunk or high at school in the past year **decreased 5.0 percentage points** from 2012 to 2017.



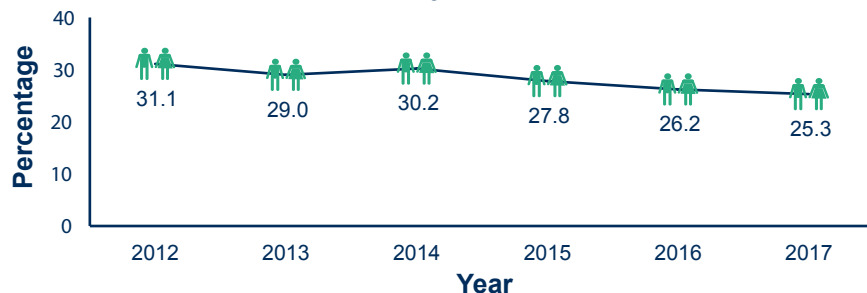
# 100 ARKANSANS PROJECT – A CLOSER LOOK: TRENDS AMONG PUBLIC HIGH SCHOOL SENIORS<sup>1</sup>

## ALCOHOL USE

For every 100 public high school seniors in 2017, **25 reported using alcohol** in the past 30 days.



The percentage of public high school seniors who used alcohol in the past 30 days **decreased 5.8 percentage points** from 2012 to 2017.

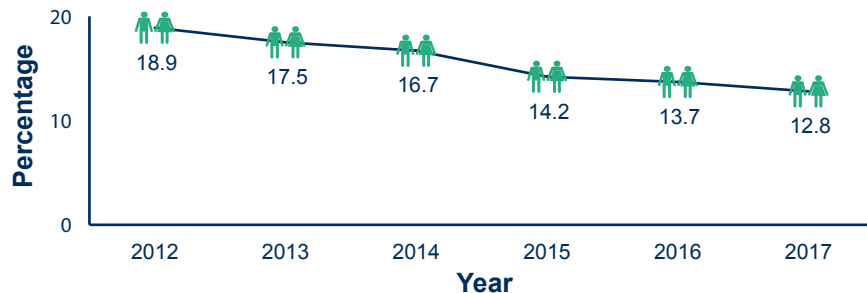


## CIGARETTE USE

For every 100 public high school seniors in 2017, **13 reported using cigarettes** in the past 30 days.



The percentage of public high school seniors who used cigarettes in the past 30 days **decreased 6.1 percentage points** from 2012 to 2017.



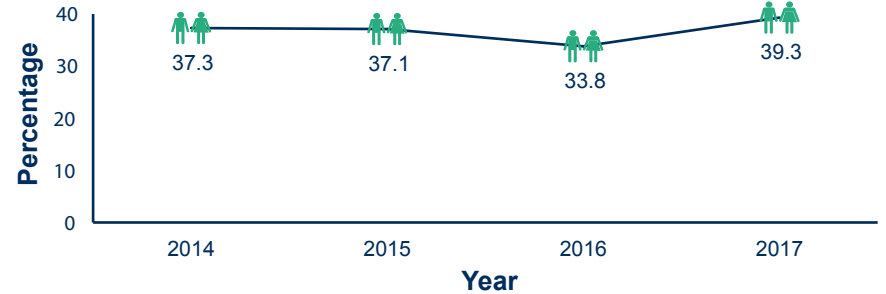
# 100 ARKANSANS PROJECT – A CLOSER LOOK: TRENDS AMONG PUBLIC HIGH SCHOOL SENIORS<sup>1</sup>

## E-CIGARETTE USE

For every 100 public high school seniors in 2017, **39 reported using e-cigarettes** at least once during their lifetime.



The percentage of public high school seniors who used e-cigarettes at least once during their lifetime **increased 2.0 percentage points** from 2014 to 2017.

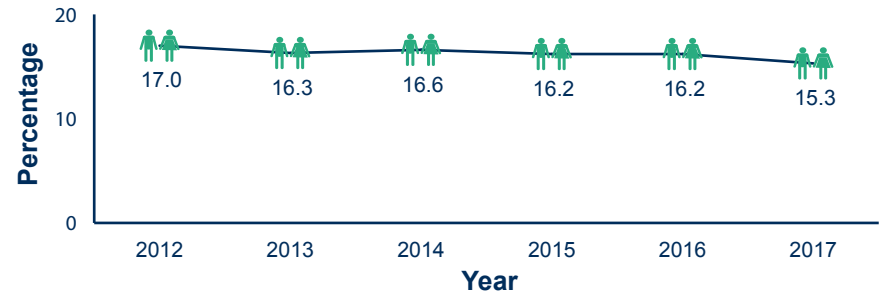


## MARIJUANA USE

For every 100 public high school seniors in 2017, **15 reported using marijuana** in the past 30 days.



The percentage of public high school seniors who used marijuana in the past 30 days **decreased 1.7 percentage points** from 2012 to 2017.



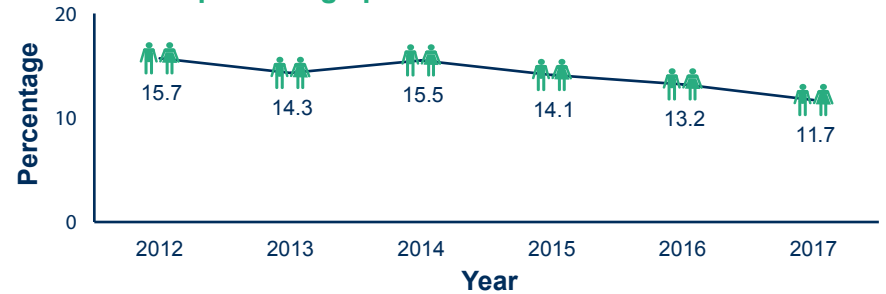
# 100 ARKANSANS PROJECT – A CLOSER LOOK: TRENDS AMONG PUBLIC HIGH SCHOOL SENIORS<sup>1</sup>

## PRESCRIPTION DRUG ABUSE

For every 100 public high school seniors in 2017, **12 reported abusing prescription drugs** at least once during their lifetime.



The percentage of public high school seniors who abused prescription drugs at least once during their lifetime **decreased 4.0 percentage points** from 2012 to 2017.

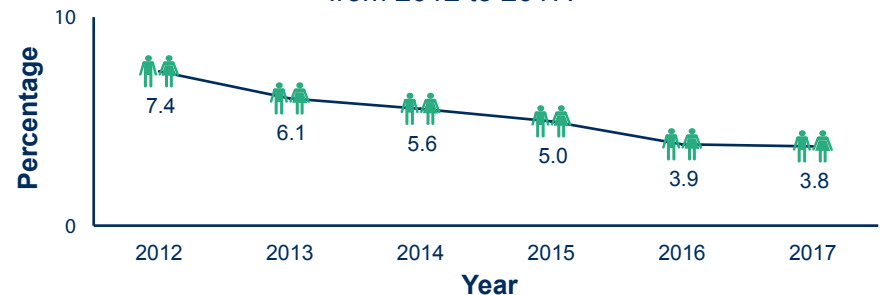


## INHALANT ABUSE

For every 100 public high school seniors in 2017, **4 reported abusing inhalants** at least once during their lifetime.



The percentage of public high school seniors who abused inhalants at least once during their lifetime **decreased 3.6 percentage points** from 2012 to 2017.



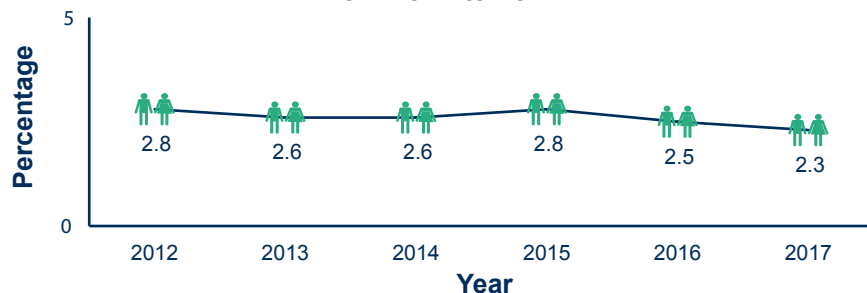
# 100 ARKANSANS PROJECT – A CLOSER LOOK: TRENDS AMONG PUBLIC HIGH SCHOOL SENIORS<sup>1</sup>

## COCAINE USE

For every 100 public high school seniors in 2017, **2 reported using cocaine** at least once during their lifetime.



The percentage of public high school seniors who used cocaine at least once during their lifetime **decreased 0.5 percentage points** from 2012 to 2017.

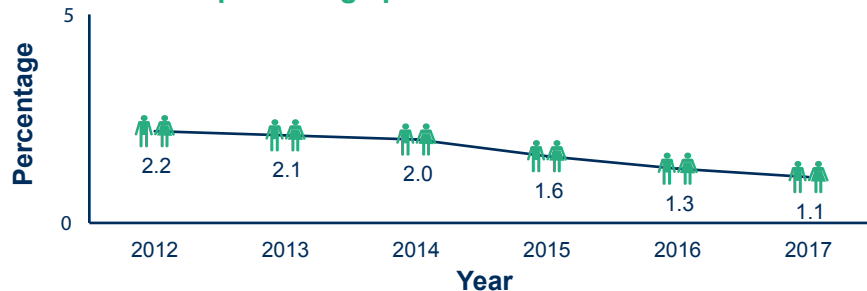


## METHAMPHETAMINE USE

For every 100 public high school seniors in 2017, **1 reported using methamphetamines** at least once during their lifetime.



The percentage of public high school seniors who used methamphetamines at least once during their lifetime **decreased 1.1 percentage points** from 2012 to 2017.



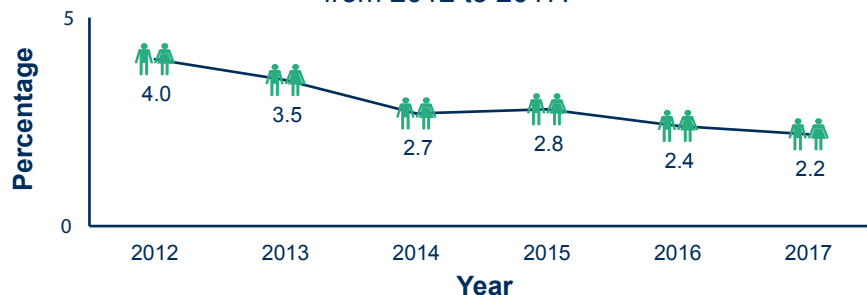
# 100 ARKANSANS PROJECT – A CLOSER LOOK: TRENDS AMONG PUBLIC HIGH SCHOOL SENIORS<sup>1</sup>

## ECSTASY USE

For every 100 public high school seniors in 2017, **2 reported using ecstasy** at least once during their lifetime.



The percentage of public high school seniors who used ecstasy at least once during their lifetime **decreased 1.8 percentage points** from 2012 to 2017.

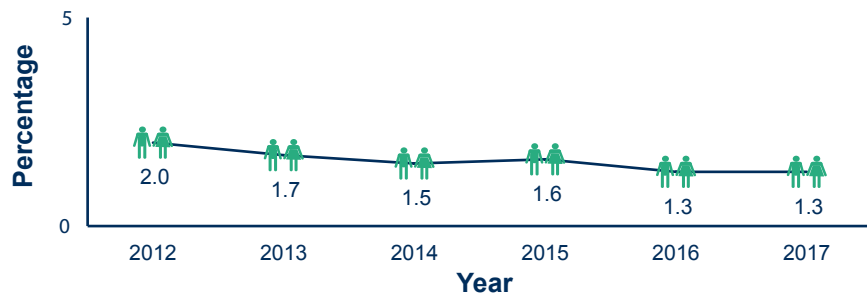


## HEROIN USE

For every 100 public high school seniors in 2017, **1 reported using heroin** at least once during their lifetime.



The percentage of public high school seniors who used heroin at least once during their lifetime **decreased 0.7 percentage points** from 2012 to 2017.



<sup>1</sup> Arkansas Department of Human Services, Division of Aging Adults and Behavioral Health Services and University of Arkansas at Little Rock MidSOUTH Center for Prevention and Training. (2017). 2017 Arkansas Prevention Needs Assessment Survey Statewide Report. Retrieved from [https://arkansas.pridesurveys.com/dl.php?pdf=Arkansas\\_Report\\_2017.pdf&type=region](https://arkansas.pridesurveys.com/dl.php?pdf=Arkansas_Report_2017.pdf&type=region)